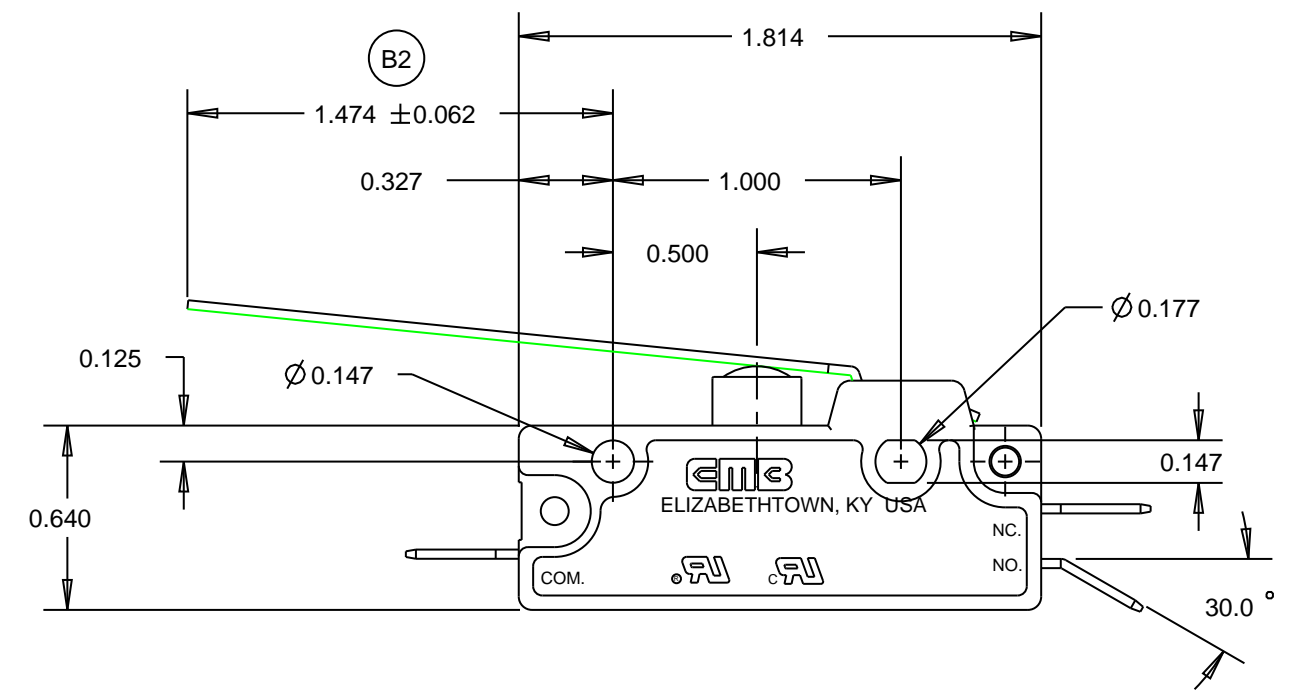
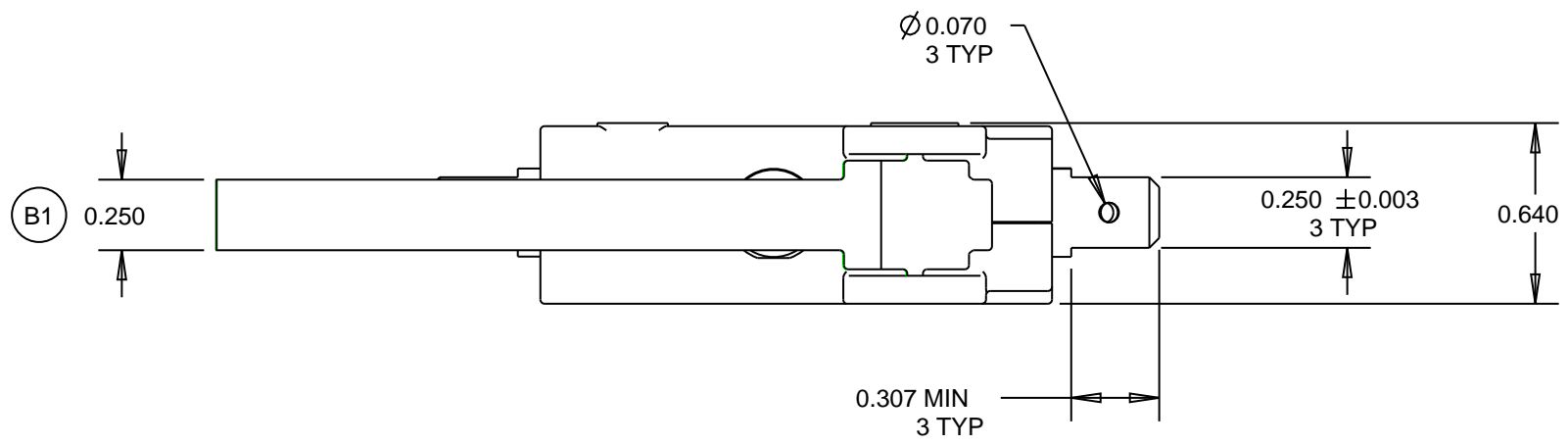
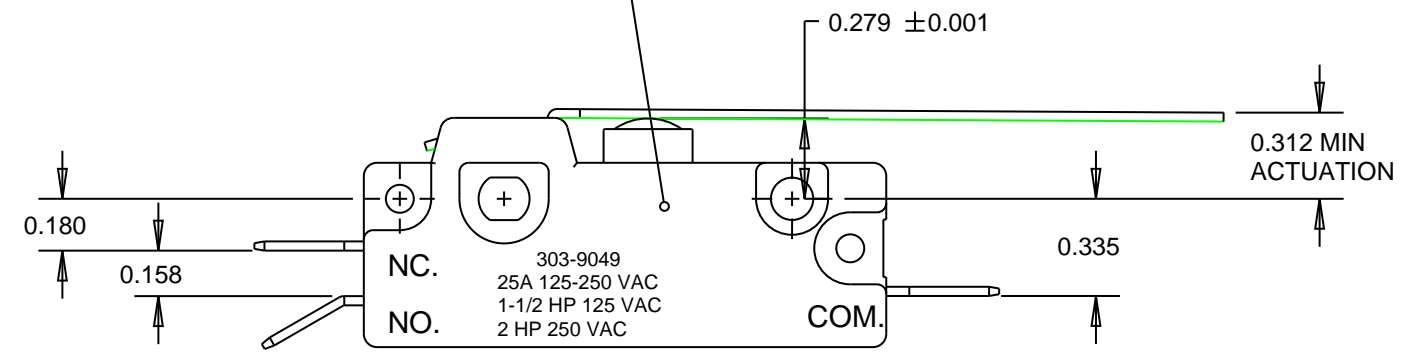


REVISIONS					
ECN	REV	DESCRIPTION	DATE	REVISED BY	APPROVED
2120	B1 B2	LEVER CHANGED REVISED DIMENSIONS AS FOLLOWS: 0.250 WAS 0.442 1.474 ±0.062 WAS 1.373 ±0.062	08/05/2003	MPB	



SWITCH RATING, DATE CODE (YEAR & WEEK) AND SUPPLIER PART NO. LOCATED HERE AS REQ'D.



**SPECIFICATIONS:**

- 300 SERIES S.P.D.T. SWITCH WITH POWER LOADS AS FOLLOWS:  
SWITCHING CAPACITY - 25A 125-250 VAC, 1-1/2 HP 125 VAC, 2 HP 250 VAC  
  
OPERATING FORCE - 4 OZ. MAX MEASURED AT END OF LEVER  
RELEASE FORCE - 0.5 OZ. MIN MEASURED AT END OF LEVER  
PRETRAVEL - 0.250 MAX MEASURED AT END OF LEVER  
OVERTRAVEL - 0.187 MIN MEASURED AT END OF LEVER  
MOVEMENT DIFFERENTIAL - 0.045 MAX MEASURED AT END OF LEVER
- SWITCH TO BE UL AND ULc RECOGNIZED
- TERMINALS - 0.032 THICK BRASS
- ACTUATING LEVER MATERIAL - 301 STAINLESS STEEL

UNLESS OTHERWISE SPECIFIED		SIGNATURES		DATE		 ELIZABETHTOWN, KENTUCKY  <b>GENERAL PURPOSE SWITCH</b>											
DIMENSIONS ARE IN INCHES TOLERANCE ON		DRAWN	DKS	04-Dec-02													
2 PL DECIMALS ±		CHECKED	MPB	09-Jan-03													
3 PL DECIMALS ± 0.015		APPROVED	AEP	09-Jan-03													
ANGLES ± 5.0						<table border="1"> <tr> <td>SIZE</td> <td>DWG NO</td> </tr> <tr> <td><b>B</b></td> <td><b>303-9049</b></td> </tr> <tr> <td>SCALE</td> <td>FILE NO.</td> </tr> <tr> <td>1.500</td> <td>303-9049</td> </tr> <tr> <td>SHEET</td> <td>1 of 1</td> </tr> </table>		SIZE	DWG NO	<b>B</b>	<b>303-9049</b>	SCALE	FILE NO.	1.500	303-9049	SHEET	1 of 1
SIZE	DWG NO																
<b>B</b>	<b>303-9049</b>																
SCALE	FILE NO.																
1.500	303-9049																
SHEET	1 of 1																
FRACTIONS ±																	
NOTICE THESE DRAWINGS AND ALL SPECIFICATIONS ARE THE SOLE PROPERTY OF EMB CORP. AND SHALL NOT BE USED AS THE BASIS FOR MANUFACTURING OR SALE WITHOUT PRIOR WRITTEN PERMISSION.		▼ PROCESS CAPABILITY REQUIRED ▽ MONITORING REQUIRED CRITICAL CHARACTERISTIC CONTROL QP3 - 3.2.4															

DISTR TO