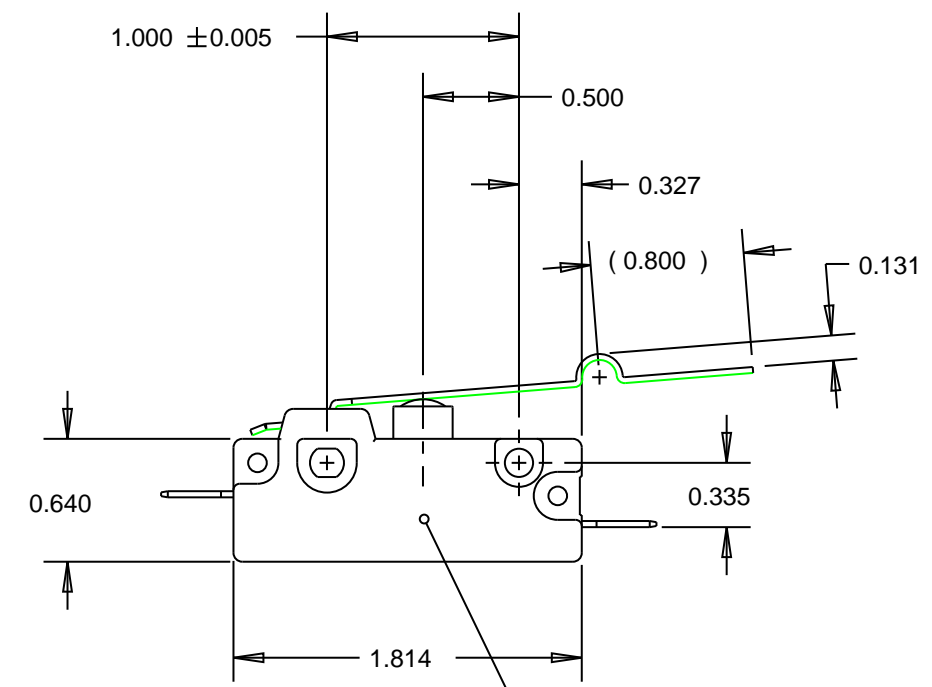
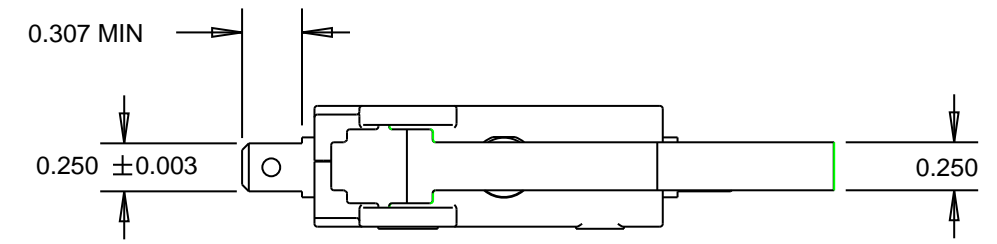
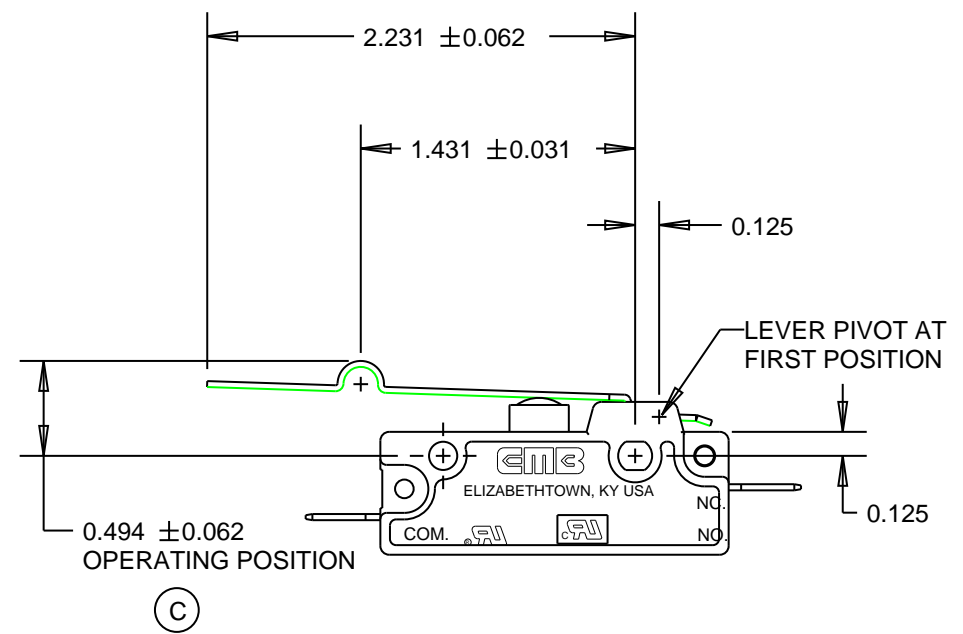
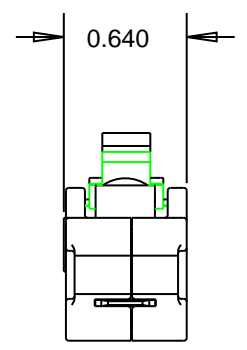


REVISIONS					
ECN	REV	DESCRIPTION	DATE	REVISED BY	APPROVED
2130	C	ADDED OPERATING POSITION TO 0.494 ±0.062 DIMENSION	08/22/2003	MPB	AEP
2205	D	CORRECTION TO SPEC 1, S.P.S.T. SWITCH NO A DOUBLE THROW SWITCH	05/05/2004	DKS	



SWITCH RATING, DATE CODE (YEAR & WEEK) LOCATED HERE AS RQD



SPECIFICATIONS:

1. MODEL 300 SERIES SNAP-ACTION SWITCH S.P.S.T. N.C. CIRCUITRY WITH POWER LOAD SWITCHING CAPACITY - 25 AMPS 125-250 VAC, 1 1/2 HP 125 VAC, 2 HP 250 VAC

OPERATING FORCE - 6 OZ. MAX MEASURED AT ROLLER BUMP  
 RELEASE FORCE - 0.75 OZ. MIN MEASURED AT ROLLER BUMP  
 PRETRAVEL - 0.250 MAX MEASURED AT ROLLER BUMP  
 OVERTRAVEL - 0.150 MIN MEASURED AT ROLLER BUMP  
 MOVEMENT DIFFERENTIAL - 0.038 MAX MEASURED AT ROLLER BUMP

2. SWITCH IS U.L. RECOGNIZED AND C.S.A. CERTIFIED
3. TERMINALS - 0.032 BRASS QUICK CONNECT MALE TAB
4. ACTUATING LEVER MATERIAL 0.031 THICK 301 STAINLESS STEEL

(D)

UNLESS OTHERWISE SPECIFIED	SIGNATURES	DATE
DIMENSIONS ARE IN INCHES TOLERANCE ON	DRAWN MPB	25-Apr-03
2 PL DECIMALS ± 0.030	CHECKED RGB	29-Apr-03
3 PL DECIMALS ± 0.015	APPROVED AEP	29-Apr-03
ANGLES ± 3.0		
FRACTIONS ±		
NOTICE THESE DRAWINGS AND ALL SPECIFICATIONS ARE THE SOLE PROPERTY OF EMB CORP. AND SHALL NOT BE USED AS THE BASIS FOR MANUFACTURING OR SALE WITHOUT PRIOR WRITTEN PERMISSION.	▼ PROCESS CAPABILITY REQUIRED ▽ MONITORING REQUIRED CRITICAL CHARACTERISTIC CONTROL QP3 - 3.2.4	

**EMB CORPORATION**  
 ELIZABETHTOWN, KENTUCKY

**GENERAL PURPOSE  
 SNAP ACTION SWITCH**

SIZE <b>B</b>	DWG NO <b>303-9054</b>
SCALE 1.000	FILE NO. 303-9054
SHEET 1 of 1	

DISTR TO