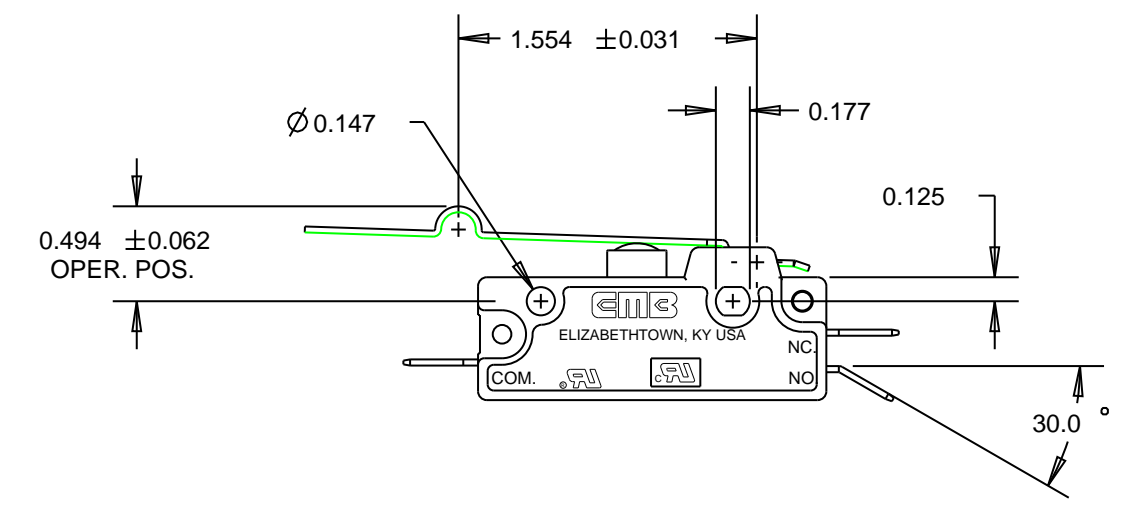
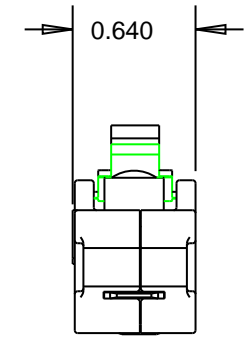
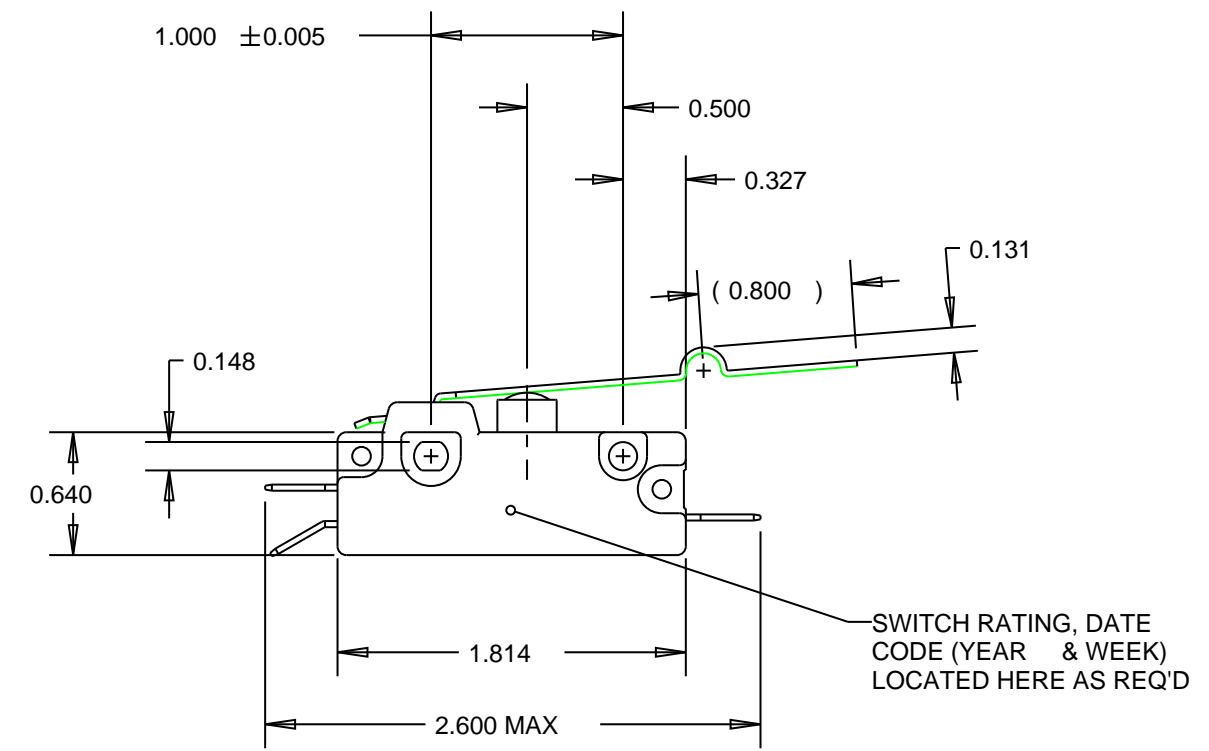
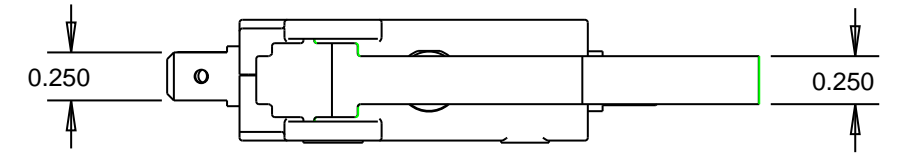




REVISIONS					
ECN	REV	DESCRIPTION	DATE	REVISED BY	APPROVED
2185	A	RELEASED TO PRODUCTION	03/03/2004		



SPECIFICATIONS:

1. MODEL 300 SERIES SNAP-ACTION SWITCH SINGLE POLE DOUBLE THROW CIRCUITRY WITH POWER LOAD SWITCHING CAPACITY - 25 AMPS 125-250 VAC, 1 1/2 HP 125 VAC, 2 HP 250 VAC

OPERATING FORCE - 6 OZ. MAX MEASURED AT END OF LEVER
 RELEASE FORCE - .75 OZ. MIN MEASURED AT END OF LEVER
 PRETRAVEL - 0.250 MAX MEASURED AT END OF LEVER
 OVERTRAVEL - 0.150 MIN MEASURED AT END OF LEVER
 MOVEMENT DIFFERENTIAL - 0.038 MAX MEASURED AT END OF LEVER

- 2. SWITCH IS U.L. RECOGNIZED AND C.S.A. CERTIFIED
- 3. TERMINALS - 0.032 BRASS QUICK CONNECT MALE TAB
- 4. ACTUATING LEVER MATERIAL 0.031 THICK 301 STAINLESS STEEL
- 5. LEVER PIVOT IS IN HOLE FURTHEST FROM PLUNGER

UNLESS OTHERWISE SPECIFIED	SIGNATURES	DATE
DIMENSIONS ARE IN INCHES TOLERANCE ON	DRAWN DKS	03-Mar-04
2 PL DECIMALS ±	CHECKED	
3 PL DECIMALS ± 0.015	APPROVED	
ANGLES ± 2.0		
FRACTIONS ±		
NOTICE THESE DRAWINGS AND ALL SPECIFICATIONS ARE THE SOLE PROPERTY OF EMB CORP. AND SHALL NOT BE USED AS THE BASIS FOR MANUFACTURING OR SALE WITHOUT PRIOR WRITTEN PERMISSION.	▼ PROCESS CAPABILITY REQUIRED ▽ MONITORING REQUIRED CRITICAL CHARACTERISTIC CONTROL QP3 - 3.2.4	

EMB CORPORATION ELIZABETHTOWN, KENTUCKY		
GENERAL PURPOSE SNAP - ACTION SWITCH		
SIZE B	DWG NO 303-9058	
SCALE 1.000	FILE NO. 303-9058	SHEET 1 of 1

DISTR TO

