

SWITCH CATALOG



ECONOSWITCH - ENVIRONMENTALLY SEALED SWITCHES




Series - 8536, 8537, 8538

Econoswitch Sealed Leverlock Toggle Switches

FEATURES	SPECIFICATIONS	CURRENT RATINGS								
		No. of Poles	Catalog Number	Type of Operation	28VDC			115VAC 60 or 400Hz		
					Lamp Load	Resistive Load	Inductive Load	Lamp Load	Resistive Load	Inductive Load
<ul style="list-style-type: none"> Environmentally sealed 1, 2 and 4 pole circuitry Locking actuator for safety One hole mounting for easy installation Over 25 standard locking configurations 2 & 3 position with maintained and momentary action Multi-circuits Three types of termination offered as standard Also available with toggle and Designerline Actuator. For details see page A11 for toggles and page A17 for Designerline. 	<ul style="list-style-type: none"> Watertight seal per MIL-STD-108E and designed to meet IP68 UL recognized and CSA certified Temperature range: -50°F to +150°F (-46°C to +66°C) Life: 50,000 operations at rated load 100,000 operations mechanical life Bushing: 15/32" - 32 thread 	1	8536	Maintained	5	20	15	3	15	10
				Momentary	4	15	10	2	11	7
		2	8537	Maintained	7	20	15	4	15	15
				Momentary	5	18	10	2	11	8
		4	8538	Maintained	5	20	12	4	15	15
				Momentary	4	18	10	2	11	8

For the UL/CSA ratings, see page A70.

LEVER LOCK SELECTION TABLE

CIRCUIT WITH LEVER IN . . .				CATALOG NUMBER			
Up Position	Center Position	Down Position (Keyway)	Screw Terminals	Solder Lug Terminals	Spade Terminals	Available Locking Configurations	
ONE POLE							
	ON	OFF	ON	8536K1 Δ	8536K91 Δ	8536K31 Δ	ALL
	ON	NONE	OFF	K9 Δ	K99 Δ	K39 Δ	D, F, G
	ON	NONE	ON	K4 Δ	K94 Δ	K34 Δ	D, F, G
	ON	OFF	NONE	K6 Δ	K96 Δ	K36 Δ	E, F, K, M
	ON	NONE	ON*	8536K5 Δ	8536K95 Δ	8536K35 Δ	F
	ON	OFF	ON	K2 Δ	K92 Δ	K32 Δ	E, L, N
	NONE	OFF	ON*	K7 Δ	K97 Δ	K37 Δ	E
	ON	NONE	OFF*	K10 Δ	K910 Δ	K310 Δ	F
	OFF	NONE	ON*	K11 Δ	K911 Δ	K311 Δ	F
	ON	OFF	ON*	8536K3 Δ	8536K93 Δ	8536K33 Δ	E, F, K, L, M, N
	*ON	ON	NONE	K12 Δ	K912 Δ	K312 Δ	E
	ON	ON	NONE	K13 Δ	K913 Δ	K313 Δ	E, F, K, M
TWO POLE							
	ON	OFF	ON	8537K1 Δ	8537K91 Δ	8537K31 Δ	ALL
	ON	NONE	OFF	K9 Δ	K99 Δ	K39 Δ	D, F, G
	ON	NONE	ON	K4 Δ	K94 Δ	K34 Δ	D, F, G
	ON	OFF	NONE	K6 Δ	K96 Δ	K36 Δ	E, F, K, M
	ON	NONE	ON*	8537K5 Δ	8537K95 Δ	8537K35 Δ	F
	ON	OFF	ON	K2 Δ	K92 Δ	K32 Δ	E, L, N
	NONE	OFF	ON*	K7 Δ	K97 Δ	K37 Δ	E
	ON	NONE	OFF*	K10 Δ	K910 Δ	K310 Δ	F
	OFF	NONE	ON*	K11 Δ	K911 Δ	K311 Δ	F
	ON	OFF	ON*	8537K3 Δ	8537K93 Δ	8537K33 Δ	E, F, K, L, M, N
	*ON	ON	NONE	K12 Δ	K912 Δ	K312 Δ	E
	ON	ON	NONE	K13 Δ	K913 Δ	K313 Δ	E, F, K, M
ON	ON	ON	8537K14 Δ	8537K914 Δ	8537K314 Δ	ALL	
ON	ON	ON	K15 Δ	K915 Δ	K315 Δ	E, F, K, L, M, N	
ON	ON	ON	K16 Δ	K916 Δ	K316 Δ	E, L, N	
ON	ON	ON	K19 Δ	K919 Δ	K319 Δ	E, L, N	
FOUR POLE							
	ON	OFF	ON	8538K1 Δ	8538K91 Δ	8538K31 Δ	ALL
	ON	NONE	OFF	K9 Δ	K99 Δ	K39 Δ	D, F, G
	ON	NONE	ON	K4 Δ	K94 Δ	K34 Δ	D, F, G
	ON	OFF	NONE	K6 Δ	K96 Δ	K36 Δ	E, F, K, M
	ON	NONE	ON*	8538K5 Δ	8538K95 Δ	8538K35 Δ	F
	ON	OFF	ON	K2 Δ	K92 Δ	K32 Δ	E, L, N
	NONE	OFF	ON*	K7 Δ	K97 Δ	K37 Δ	E
	ON	NONE	OFF*	K10 Δ	K910 Δ	K310 Δ	F
	OFF	NONE	ON*	K11 Δ	K911 Δ	K311 Δ	F
	ON	OFF	ON*	8538K3 Δ	8538K93 Δ	8538K33 Δ	E, F, K, L, M, N
	*ON	ON	NONE	K12 Δ	K912 Δ	K312 Δ	E
	ON	ON	NONE	K13 Δ	K913 Δ	K313 Δ	E, F, K, M
ON	ON	ON	8538K15 Δ	8538K915 Δ	8538K315 Δ	ALL	
ON	ON	ON*	K16 Δ	K916 Δ	K316 Δ	E, F, K, L, M, N	
ON	ON	ON	K17 Δ	K917 Δ	K317 Δ	E, L, N	

* Momentary contact.

Δ Complete part number requires this symbol to be replaced with a locking configuration letter - selected from page A16.

Example: **8536K31**Δ **E** **8536K31E**
 Basic Switch Locking Style Complete Part Number

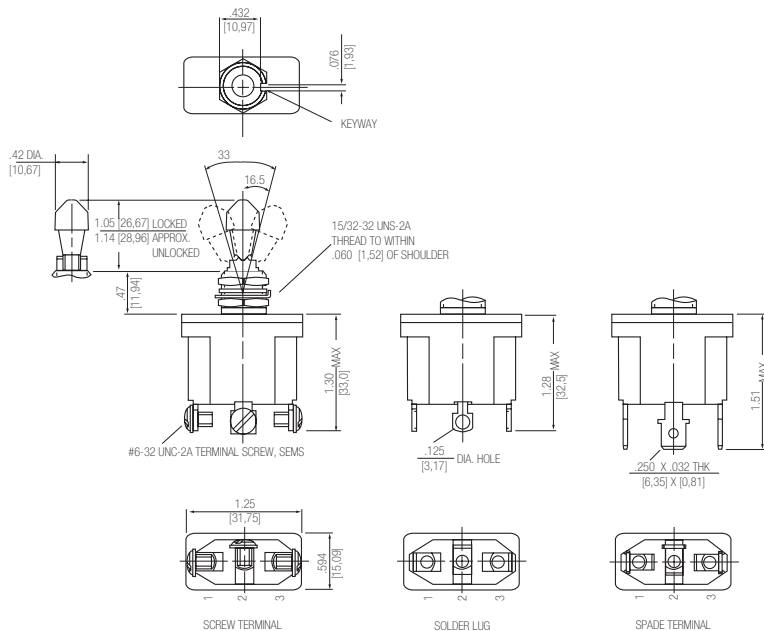
See Page A71 for circuit diagrams.

ECONOSWITCH - ENVIRONMENTALLY SEALED SWITCHES

Series - 8536, 8537, 8538

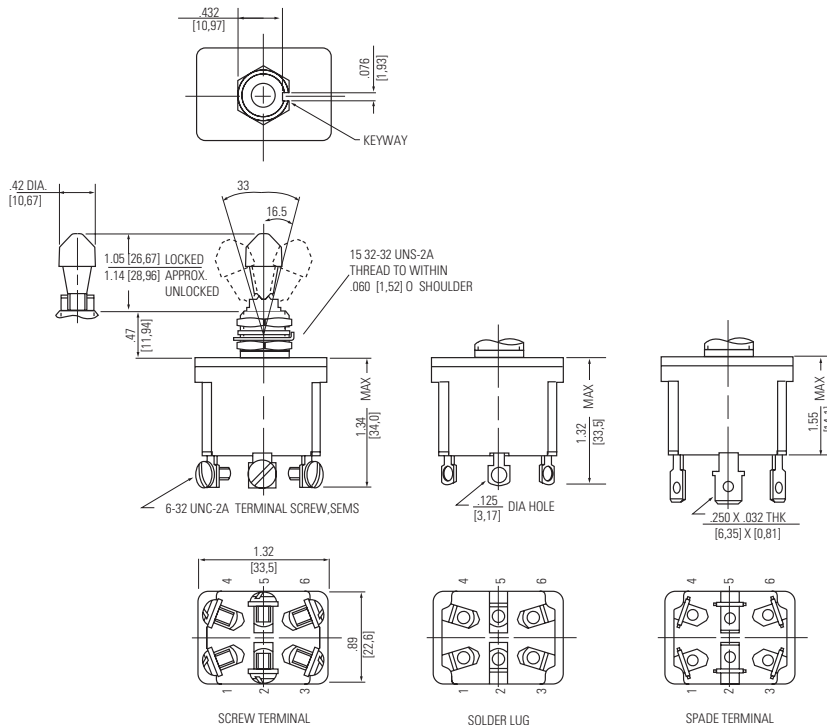
Econoswitch Sealed Leverlock Toggle Switches

MOUNTING DIMENSIONS - ONE POLE / 8536



Terminal Identification

MOUNTING DIMENSIONS - TWO POLE / 8537



Terminal Identification

STANDARD
0.00 = inches
[0,0] = mm

Mounting dimensions for reference only.

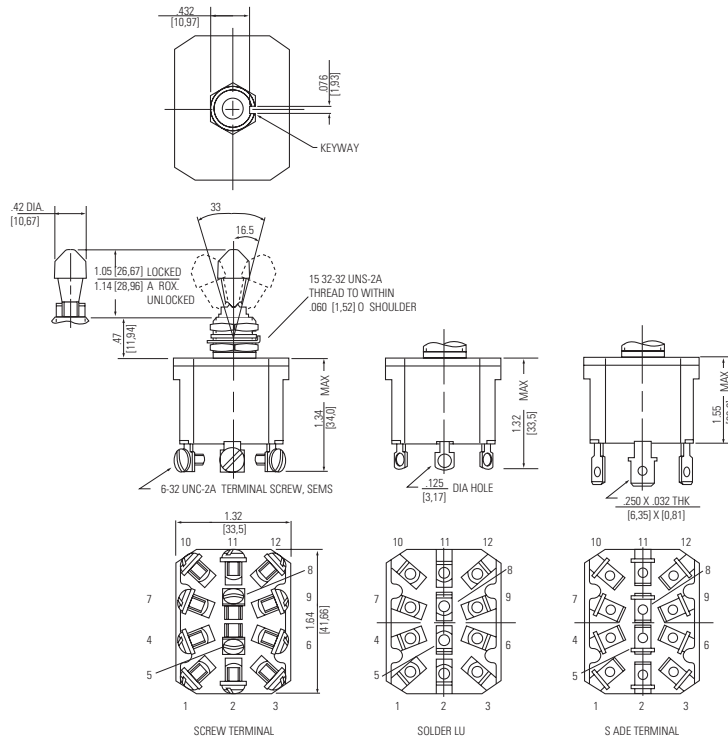
Non-functional terminals not supplied.

ECONOSWITCH - ENVIRONMENTALLY SEALED SWITCHES

Series - 8536, 8537, 8538

Econoswitch Sealed Leverlock Toggle Switches

MOUNTING DIMENSIONS - FOUR POLE / 8538

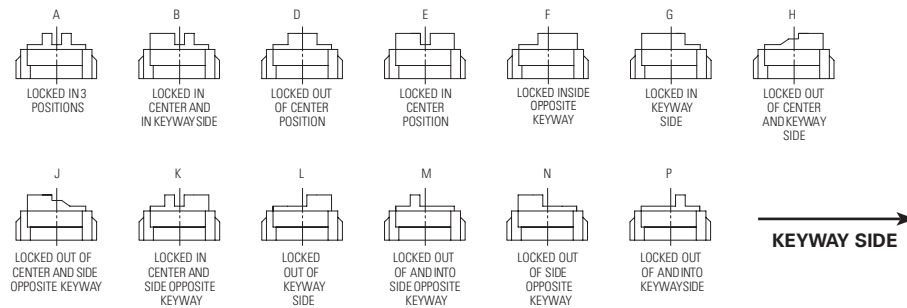


Terminal Identification

Non-functional terminals not supplied.

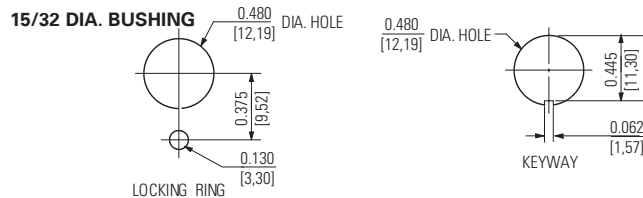
OPTIONS/ACCESSORIES

- Special mounting hardware
- Mounting hardware furnished assembled
- Terminal screws furnished assembled
- Special circuits
- Panel seals, Part Number 32-341



Figures A thru P do not represent details of construction. They schematically illustrate locking function.

PANEL CUTOUT DIMENSIONS



STANDARD
0.00 = inches
[0,0] = mm

Mounting dimensions for reference only.